

INA6001AC1-TH50

FOR HIGH CURRENT DRIVE APPLICATION
SILICON PNP EPITAXIAL TYPE

AEC-Q101 Compliance

DESCRIPTION

INA6001AC1 is a silicon PNP epitaxial type transistor.
It is designed with high collector current and small $V_{CE(sat)}$.

FEATURE

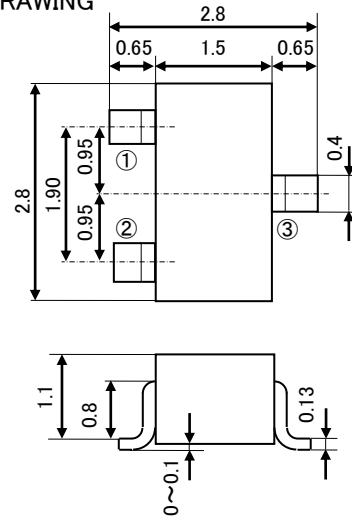
- Super mini package for easy mounting
- High collector current ($I_C = -1A$)
- Low collector saturation voltage
($V_{CE(sat)} < -0.5V_{max}$; $I_C = -500mA$, $I_B = -50mA$)

APPLICATION

For switching, Small type motor drive

OUTLINE DRAWING

UNIT : mm



Terminal Connector

JEITA:SC-59

①: Base

JEDEC: Similar to TO-236

②: Emitter

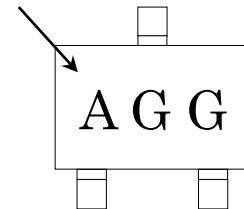
③: Collector

MAXIMUM RATING ($T_a = 25^\circ C$)

SYMBOL	PARAMETER	RATING	UNIT
V_{CBO}	Collector to Base voltage	-120	V
V_{EBO}	Emitter to Base voltage	-6	V
V_{CEO}	Collector to Emitter voltage	-100	V
I_C	Collector current	-1	A
P_C	Collector dissipation ($T_a = 25^\circ C$)	200	mW
T_j	Junction temperature	+150	$^\circ C$
T_{stg}	Storage temperature	-55 ~ +150	$^\circ C$

MARKING

Type Name



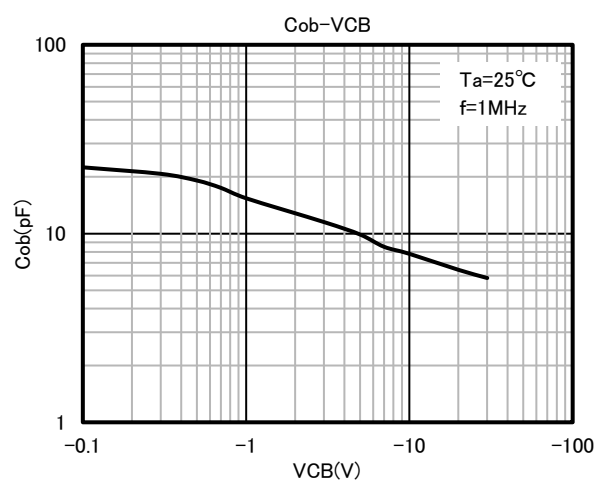
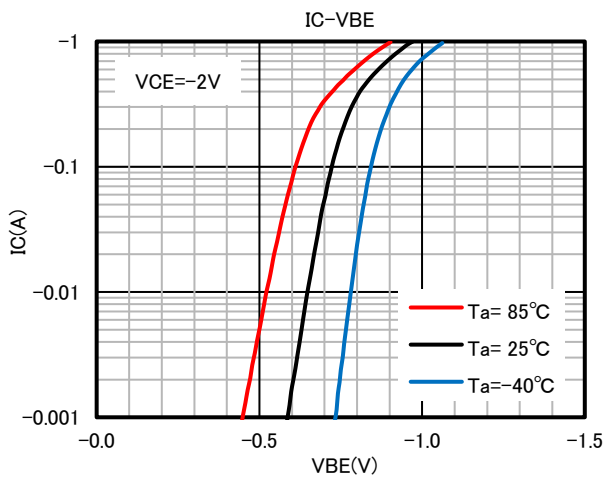
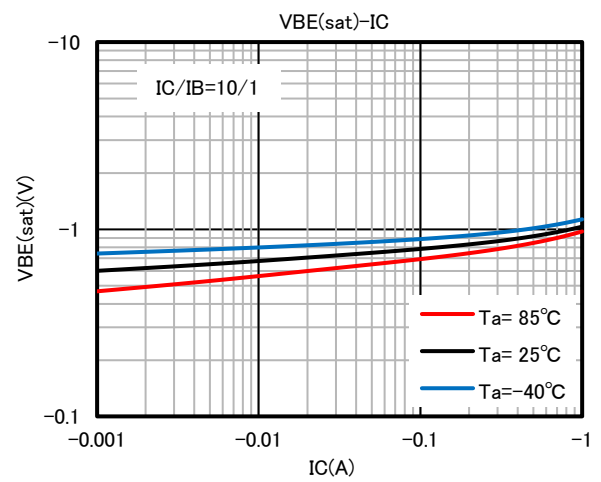
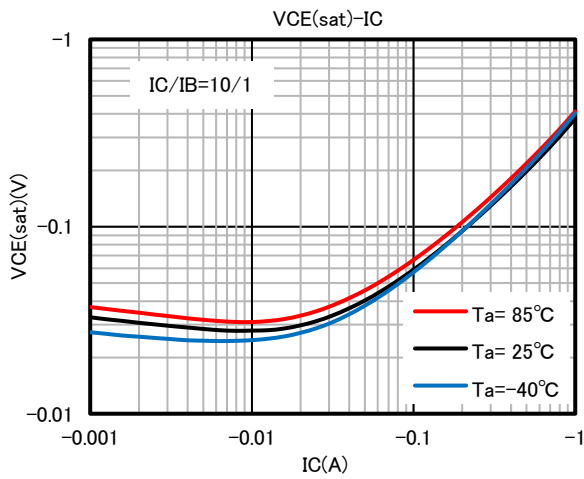
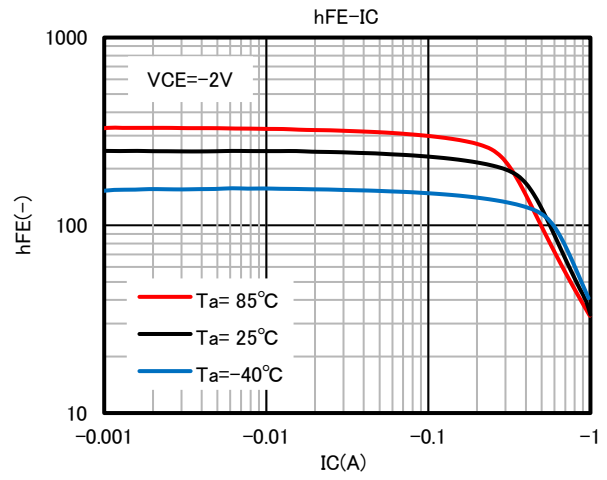
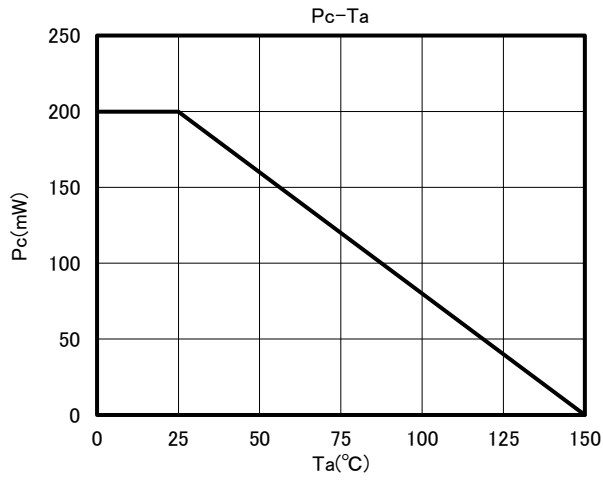
ELECTRICAL CHARACTERISTICS ($T_a = 25^\circ C$)

SYMBOL	PARAMETER	TEST CONDITIONS	LIMITS			UNIT
			MIN	TYP	MAX	
$V_{(BR)CBO}$	C to B breakdown voltage	$I_C = -100 \mu A$, $I_E = 0mA$	-120	-	-	V
$V_{(BR)EBO}$	E to B breakdown voltage	$I_E = -100 \mu A$, $I_C = 0mA$	-6	-	-	V
$V_{(BR)CEO}$	C to E breakdown voltage	$I_C = -1mA$, $I_B = 0mA$	-100	-	-	V
I_{CBO}	Collector cut off current	$V_{CB} = -120V$, $I_E = 0mA$	-	-	-0.5	μA
I_{EBO}	Emitter cut off current	$V_{EB} = -6V$, $I_C = 0mA$	-	-	-0.5	μA
h_{FE1}	DC forward current gain1	$V_{CE} = -2V$, $I_C = -150mA$	140	-	330	-
h_{FE2}	DC forward current gain2	$V_{CE} = -5V$, $I_C = -1A$	40	-	-	-
$V_{CE(sat)}$	C to E saturation voltage	$I_C = -500mA$, $I_B = -50mA$	-	-	-0.5	V
$V_{BE(sat)}$	B to E saturation voltage	$I_C = -500mA$, $I_B = -50mA$	-	-	-1.1	V
f_T	Gain bandwidth product	$V_{CE} = -5V$, $I_E = 50mA$, $f = 100MHz$	100	-	-	MHz
Cob	Collector output capacitance	$V_{CB} = -10V$, $f = 1MHz$	-	-	10	pF

INA6001AC1-TH50

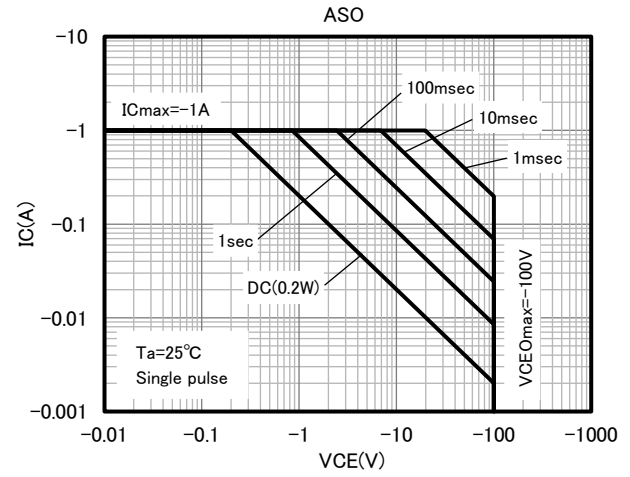
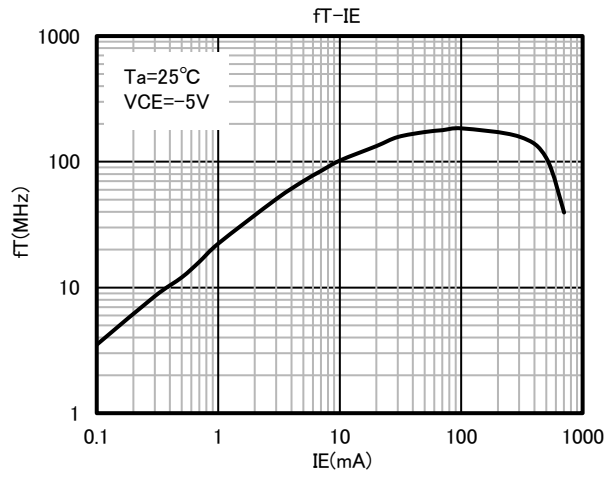
FOR HIGH CURRENT DRIVE APPLICATION
SILICON PNP EPITAXIAL TYPE

TYPICAL CHARACTERISTICS



INA6001AC1-TH50

FOR HIGH CURRENT DRIVE APPLICATION
SILICON PNP EPITAXIAL TYPE



Keep safety first in your circuit designs!

·ISAHAYA Electronics Corporation puts the maximum effort into making semiconductor products better and more reliable, but there is always the possibility that trouble may occur with them. Trouble with semiconductors may lead to personal injury, fire or property damage. Remember to give due consideration to safety when making your circuit designs, with appropriate measures such as (1) placement of substitutive, auxiliary, (2) use of non-flammable material or (3) prevention against any malfunction or mishap.

Notes regarding these materials

- These materials are intended as a reference to our customers in the selection of the ISAHAYA products best suited to the customer's application; they don't convey any license under any intellectual property rights, or any other rights, belonging ISAHAYA or third party.
- ISAHAYA Electronics Corporation assumes no responsibility for any damage, or infringement of any third party's rights, originating in the use of any product data, diagrams, charts or circuit application examples contained in these materials.
- All information contained in these materials, including product data, diagrams and charts, represent information on products at the time of publication of these materials, and are subject to change by ISAHAYA Electronics Corporation without notice due to product improvements or other reasons. It is therefore recommended that customers contact ISAHAYA Electronics Corporation or an authorized ISAHAYA products distributor for the latest product information before purchasing product listed herein.
- ISAHAYA Electronics Corporation products are not designed or manufactured for use in a device or system that is used under circumstances in which human life is potentially at stake. Please contact ISAHAYA Electronics Corporation or an authorized ISAHAYA products distributor when considering the use of a product contained herein for any specific purposes, such as apparatus or systems for transportation, vehicular, medical, aerospace, nuclear, or undersea repeater use.
- The prior written approval of ISAHAYA Electronics Corporation is necessary to reprint or reproduce in whole or in part these materials.
- If these products or technologies are subject to the Japanese export control restrictions, they must be exported under a license from the Japanese government and cannot be imported into a country other than the approved destination. Any diversion or re-export contrary to the export control laws and regulations of Japan and/or the country of destination is prohibited.
- Please contact ISAHAYA Electronics Corporation or authorized ISAHAYA products distributor for further details on these materials or the products contained therein.